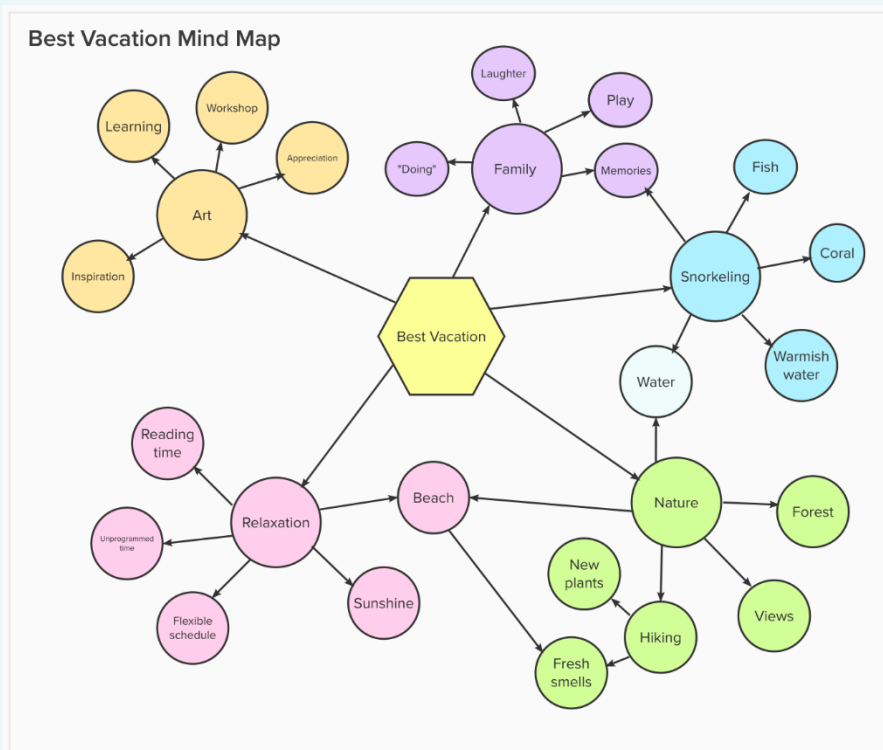


Mind Mapping

Create mind maps to improve memory, communicate ideas, discover relationships, spark idea generation, and deepen learning.

By Juliette Ripley-Dunkelberger



IN THIS ISSUE

Mind Mapping

Note Taking

How to use this versatile technique to take notes.

Sparking Idea Generation

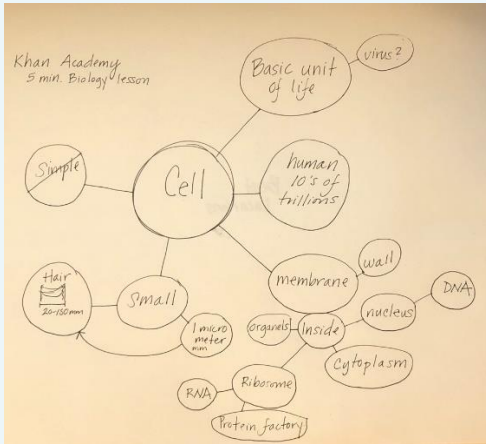
Mind maps are great ways to spark and capture ideas.

Mind Mapping

Mind mapping is a visual note taking tool which is highly flexible and unstructured. It allows anyone to put down ideas in a spatially related way that makes sense to them. It is a type of spider diagram with a central idea, and related ideas radiating out from the center visually showing the relationship between concepts.

Start with the center, the main idea. This can be a goal, wish, challenge or concern. Write connected ideas out on radiated lines or in bubbles. Then connect further ideas to those, the least important being the smallest.

Connections between ideas can be drawn as well. Color coding can be a fun and memorable way to delineate groupings and connections.



Note Taking

Starting from the central idea, this technique can be a useful way to take notes which represents the relationships between concepts. Mind mapping is an active learning technique which engages the learner in making personal meaning of content. The content has to be analyzed, understood, and personalized before relationships can be mapped. While this can happen quite quickly, the process helps to deepen learning and memory retention of content.

Connections can be captured with lines and arrows. Patterns, which may not be noticed when taking notes with text, can become apparent in this visual format. For many people remembering a picture is easier than remembering lines of text.

Resources for Mind Mapping:

- Paper and pens
- www.Mural.co
- www.MindMeister.com
- www.Goodnotes.com
- www.Simplemind.eu
- www.Canva.com

Spark Idea Generation

Mind maps can be used individually or in groups to spark idea generation. Start with a goal or idea in the center. The start adding ideas off this main idea, like the “Best Vacation” example on the first page. If you are facilitating the experience, ask questions like “What else can we add?” or “What might be all the characteristics of the best vacation?”. Continue in the same way adding new levels and connections as you go.

Leaving a mind map out for everyone to add to over time will generate more new ideas than a single concentrated session.




Photo by [fauxels](#) from [Pexels](#)

Thinking Skills developed when using Mind Maps:

- Visionary thinking
- Ideational thinking
- Noticing relationships
- Manipulating and organizing ideas
- Imagining
- Modeling and analyzing
- Combining and synthesizing