



How to Draw a Salmon




Draw the head. Imagine a cone on it's side. A salmon's mouth is large and a little hooked.



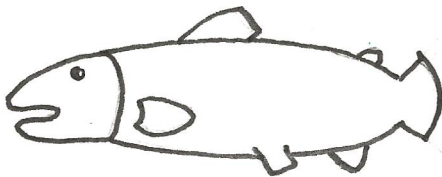
Draw the body. Start at the end of the head and draw half an oval. Then start at the other end of the head and draw another half an oval.




Add an indent where the tail fin will go and join the ends.




Draw all the top fins. The large triangular dorsal fin is on top as well as a smaller adipose fin.



Add the pectoral fin behind the head. It is football-shaped with a squished end. The ventral fins are along the body. They are triangles.



Add the tail. It looks a bit like a crescent moon.



Add the spots on the top and the spines on the fins and you are finished!